

III INSTALLATION OF EQUIPMENT

PEPCO TO FURNISH, CUSTOMER TO INSTALL METER SOCKET (ITEM 8) IN ALL CASES UNLESS POSITIONED BEHIND MAINLINE SWITCH, IN WHICH CASE THE CUSTOMER MUST PROVIDE THEIR OWN METER SOCKET(S). (SEE NOTE BELOW).

A. OUTDOOR METER

1. DISTRICT OF COLUMBIA & VIRGINIA-PEPCO TO FURNISH & INSTALL ITEMS 1,2,3,4A,4B & 10 ITEM 1 TO BE FLEXIBLE METAL CONDUIT (FMC) IF INSTALLED BY PEPCO. INTERMEDIATE METAL CONDUIT (IMC) IS REQUIRED IF ITEM 1 IS INSTALLED BY CUSTOMER (MEC ARTICLE 350). CUSTOMER TO FURNISH & INSTALL ITEMS 4,5,6,7 & 11. ITEM 11 (METAL PIPE) IS TO BE EXTENDED TO ONE FOOT BEYOND PROPERTY LINE OR A POINT 4 FEET FROM AN EXISTING UTILITY POLE OR MANHOLE, WHICHEVER DISTANCE IS SHORTER.

2. MARYLAND - PEPCO TO FURNISH & INSTALL ITEMS 4A, 4B & 10. CUSTOMER TO FURNISH & INSTALL ITEMS 1 (IMC) THRU 7 (EXCLUDING ITEM 2). ITEM 11 IS TO BE EXTENDED TO THE PROPERTY LINE OR TO A POINT 4 FEET FROM AN EXISTING POLE OR MANHOLE, WHICHEVER DISTANCE IS SHORTER.

B. INDOOR METER

1. DISTRICT OF COLUMBIA & VIRGINIA-CUSTOMER TO FURNISH & INSTALL ITEMS 1 (IMC), 4,5,6,7 & 11. ITEM 11 IS TO BE EXTENDED 1 FT BEYOND PROPERTY LINE OR 4 FEET FROM AN EXISTING UTILITY POLE OR MANHOLE, WHICHEVER DISTANCE IS SHORTER, PEPCO TO FURNISH 4A,4B & 10.

2. MARYLAND-CUSTOMER TO FURNISH & INSTALL ITEMS 1(IMC) THRU 7 AND ALSO ITEM 11 AS STATED ABOVE, PEPCO TO FURNISH & INSTALL ITEMS 4A,4B & 10.

C. OVERHEAD CONNECTION

1. DISTRICT OF COLUMBIA & VIRGINIA-PEPCO TO FURNISH & INSTALL ITEMS 12,13 & 14. CUSTOMER TO FURNISH & INSTALL ITEM 9. MARYLAND-PEPCO TO FURNISH & INSTALL ITEMS 13 & 14. CUSTOMER TO FURNISH & INSTALL ITEMS 9 & 12.

NOTE: TO CONNECTOR IS TO BE PROVIDED BETWEEN CONDUIT (ITEM 1) AND THE METER SOCKET (ITEM 8). THE CONNECTOR WILL BE FURNISHED BY CUSTOMER IF CUSTOMER IS PROVIDING ITEM 1 & BY PEPCO IF PEPCO IS FURNISHING ITEM 1.

**ENGINEERING ASSEMBLY - HAZARDOUS LOCATION SERVICE 3"**

| ITEM | DESCRIPTION                           |
|------|---------------------------------------|
| 1    | 2.5" CONDUIT, FT.                     |
| 2    | 2.5" FLEXIBLE METAL CONDUIT CONNECTOR |
| 3    | 3" TO 2.5" GALVANIZED REDUCER         |
| 4    | 3" SEALING CONDULET                   |
| 5    | 3" RIGID GALVANIZED CONDUIT, FT.      |
| 6    | 3" GALVANIZED COUPLING                |
| 7    | 3" GALVANIZED 13" RADIUS BEND         |

**ENGINEERING ASSEMBLY - HAZARDOUS LOCATION SERVICE 4"**

|   |                                       |
|---|---------------------------------------|
| 1 | 3.5" CONDUIT, FT.                     |
| 2 | 3.5" FLEXIBLE METAL CONDUIT CONNECTOR |
| 3 | 4" TO 3.5" GALVANIZED REDUCER         |
| 4 | 4" SEALING CONDULET                   |
| 5 | 4" RIGID GALVANIZED CONDUIT, FT.      |
| 6 | 4" GALVANIZED COUPLING                |
| 7 | 4" GALVANIZED 16" RADIUS BEND         |

- 4A - 3 LABS SEALING COMPOUND (ST #3101-17)
- 4B - 60Z. PACKING FIBRE (ST #3101-06)  
- INCLUDED IN BOTH COMPATIBLE UNITS
- 8 - METER SOCKET
- 9 - SERVICE RACEWAY, AND SERVICE HEAD
- 10 - RUBBER INSULATED LEAD COVERED SERVICE CONDUCTORS.
- 11 - METAL CONDUIT
- 12 - SERVICE RACK
- 13 - SERVICE CABLES IN CUSTOMER'S RACEWAY.
- 14 - SERVICE DROP WIRES

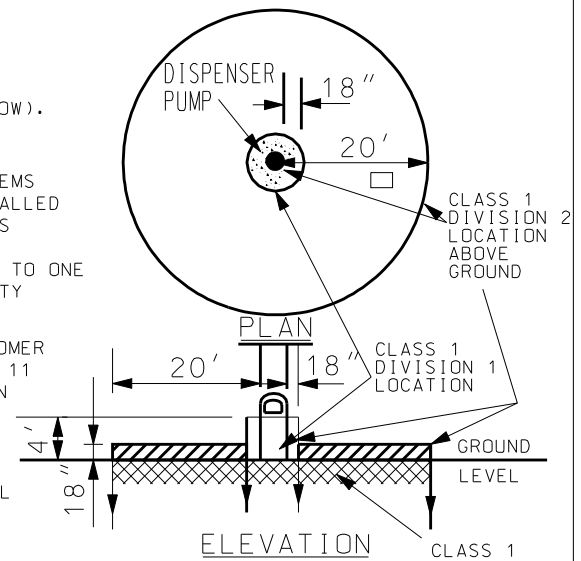


FIGURE 1 HAZARDOUS LOCATION AROUND DISPENSER

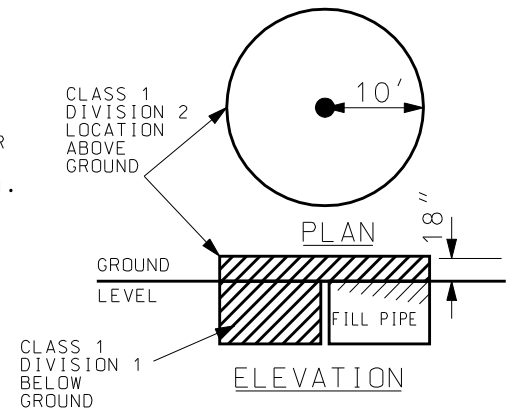


FIGURE 2 HAZARDOUS LOCATION AROUND TANK FILL PIPE

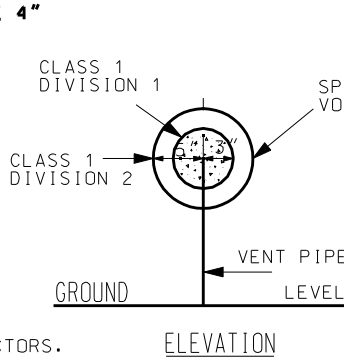


FIGURE 3 HAZARDOUS LOCATION TANK VENT-PIPE DISCHARGE UPWARD



FIGURE 4 HAZARDOUS LOCATION TANK VENT-PIPE DISCHARGE OTHER THAN UPWARD

| REFERENCES | ITEMS COVERED   | NOTES |
|------------|---|-------|
|            | INSTALLATION AND SEALING OF RIGID GALVANIZED PIPE FOR HAZARDOUS LOCATIONS |       |

| REV. | CHANGE | APP'D | TITLE           | HAZARDOUS LOCATIONS | PREP.         | DATE                  | DESIGN NO.      |
|------|--------|-------|-----------------|---------------------|---------------|-----------------------|-----------------|
|      |        |       | CUSTOMER DESIGN |                     |               | 11/09/84<br>S. Golden | CD.010.02       |
|      |        |       |                 |                     | APPROVED      |                       | SHT. NO. 2 OF 2 |
|      |        |       |                 |                     | J.D.S. G.L.K. |                       |                 |